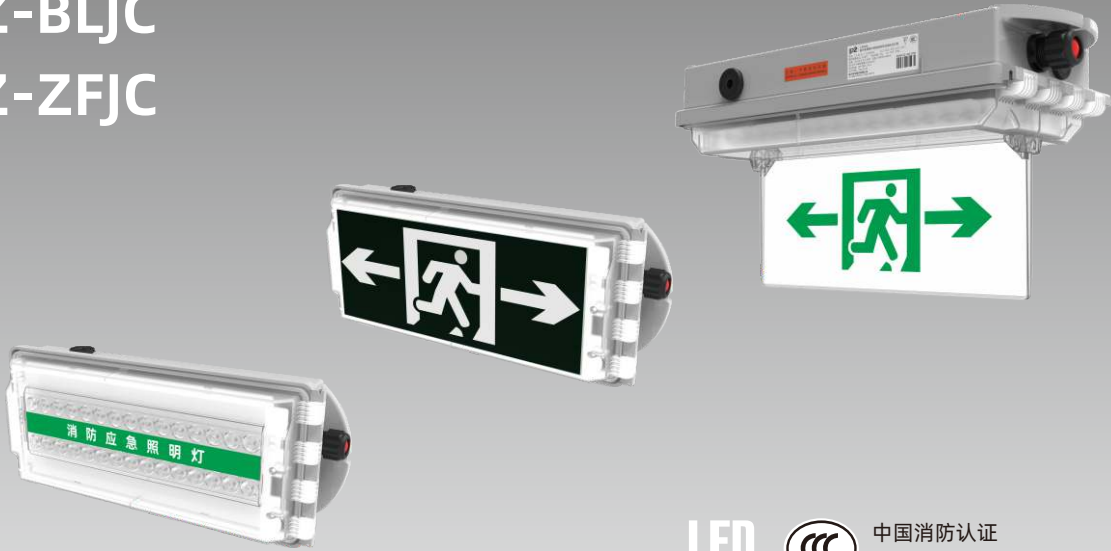


CZ-BLJC  
CZ-ZFJC



中国消防认证  
China certification for fire products

C

## 描述 Descriptions

全塑防爆消防应急标志灯、照明灯壳体由玻璃纤维增强聚酯压模成型，透明罩采用抗紫外线PC注塑制成，其稳定性及机械强度高，对工厂或海洋平台中多种化学物质具有良好的防护能力。壳体与透明罩间设有防护密封圈，通过联锁机构使其压紧。选配行程开关，具有联锁开盖断电功能。

全塑防爆应急标志灯、照明灯具由应急照明控制器和防爆消防应急照明集中电源控制其工作状态。

- DC36V安全电压供电，安全可靠；
- 无极性连接方式，降低现场误接率，提高现场安装及维护的便利性；
- 采用高亮度LED光源，低功耗、长寿命，节能环保；
- 有5种标识牌图案供选择，可按用户要求定制；
- 消防认证。

The enclosures of full plastic explosion-proof emergency fire used exit sign light fittings and illumination light fittings are manufactured of glass fibre reinforced polyester. The covers are molded by anti-ultraviolet polycarbonate injection. They have good protection from various chemical matters in factories or offshore platform due to its high stability and mechanical strength. The sealing bars between enclosure and transparent covers are compacted by interlock devices. With optional isolation switch, the interlock device can be activated to cut the power off once enclosure is opened.

The working status of full plastic explosion-proof emergency marking lighting, illumination lighting are controlled by emergency illumination controller and explosion-proof fire-emergency centralized power supply.

- Power supply DC36V safety voltage, which is safety and reliable.
- Nonpolarity connection way to reduce misconnection rate at site, and improve the convenience of installation and maintenance at site.
- Using high brightness LED light source, which is lower power dissipation, longer lifespan, more energy-saving and friendly to environment.
- Five pictograms for option, other pictograms on request.
- Certification for fire products.

1 区和 2 区

21 区和 22 区

Zone 1 and zone 2

Zone 21 and zone 22

**主要数据 Main technical data**

认证 Certification	防爆标志 Ex mark	符合标准 Meet the standard
CCCF	CCCF	GB17945
China	Ex eb ib q II C T6 Gb Ex tb IIIC T80°C Db Ex db eb ib q II C T6 Gb Ex tb IIIC T80°C Db 配置行程开关 With limit switch Ex db eb ib mb q II C T6 Gb Ex tb IIIC T80°C Db 配置行程开关和熔断器 With limit switch and fuse	GB/T3836

 适用范围：用于 1 区和 2 区  
 用于 21 区和 22 区

 Intended use: Can be used in zone 1 and zone 2  
 Can be used in zone 21 and zone 22

使用环境温度：-40°C ≤ Ta ≤ +55°C

Ambient temperature: -40°C ≤ Ta ≤ +55°C

防护等级：IP66

Degree of protection: IP66

额定电压：36V DC

Rated voltage: 36V DC

应急启动时间：≤ 0.25S

Emergency starting time: ≤ 0.25S

应急照明时间：90min

Emergency illuminating time: 90min

 接线端子：2×2.5mm<sup>2</sup>

 Terminals: 2×2.5mm<sup>2</sup>

标识牌识别距离：30m

Recognized distance of label: 30m

工作方式：持续型

Emergency type: Maintained

供电形式：集中电源型

Power supply type: Centrally power supply

控制方式：集中控制型

Control type: Centrally control

电气配置：可选防爆行程开关、防爆熔断器

 Electrical configuration: Optional Explosion-proof limit switch  
 Explosion-proof fuse

电缆入口：标配 M25 (可选 M20)

Cable entry: Standard M25 (Optional M20)

塑制 1-M25×1.5, 电缆外径：Φ9-17mm

Moulded plastic 1-M25×1.5, outside diameter of cable: Φ9-17mm







塑制 1-M25×1.5 空塞堵头

Moulded plastic 1-M25×1.5 stopping plug

重量：3.50kg

Weight: 3.50kg

**C**
**订购规格 Order specifications**

图样 Illustration	功率 Power	表面亮度 Required standard luminance	订购号 Order No.
	3W	50cd/m <sup>2</sup> ~ 300cd/m <sup>2</sup>	<b>CZ-BLJC- I 1LRO E3W-</b> □ □ □
		<b>K:</b> 防爆行程开关模块 Explosion-proof limit switch module <b>KF:</b> 防爆行程开关模块、防爆熔断器模块 Explosion-proof limit switch module, Explosion-proof fuse module	← 不配不注 Optional
		标志编码 Mark code ←	
		  	
		编码 Code: <b>A1</b> 编码 Code: <b>A2</b> 编码 Code: <b>A3</b>	
		 	
		编码 Code: <b>A4</b> 编码 Code: <b>A5</b>	
		注：可根据用户要求订制消防标志图案 Note: other pictograms can be on request.	
		电缆引入装置编码详见第 C/15 页 ← For code of cable gland, see page C/15	

**主要数据 Main technical data**

认证 Certification	防爆标志 Ex mark	符合标准 Meet the standard
China	Ex eb ib q II C T6 Gb Ex tb IIIC T80°C Db Ex db eb ib q II C T6 Gb Ex tb IIIC T80°C Db 配置行程开关 With limit switch Ex db eb ib mb q II C T6 Gb Ex tb IIIC T80°C Db 配置行程开关和熔断器 With limit switch and fuse	GB/T3836

适用范围: 用于 1 区和 2 区  
用于 21 区和 22 区  
使用环境温度:  $-40^{\circ}\text{C} \leq T_a \leq +55^{\circ}\text{C}$

防护等级: IP66

额定电压: 36V DC

应急启动时间:  $\leq 0.25\text{S}$

应急照明时间: 90min

接线端子:  $2 \times 2.5\text{mm}^2$

标识牌识别距离: 30m

工作方式: 持续型

供电形式: 集中电源型

控制方式: 集中控制型

电气配置: 可选防爆行程开关、防爆熔断器

电缆入口: 标配 M25 (可选 M20)

塑制 1-M25 $\times$ 1.5, 电缆外径:  $\Phi 9-17\text{mm}$

塑制 1-M25 $\times$ 1.5 空塞堵头

重量: 3.50kg

Intended use: Can be used in zone 1 and zone 2  
Can be used in zone 21 and zone 22

Ambient temperature:  $-40^{\circ}\text{C} \leq T_a \leq +55^{\circ}\text{C}$

Degree of protection: IP66

Rated voltage: 36V DC

Emergency starting time:  $\leq 0.25\text{S}$

Emergency illuminating time: 90min

Terminals:  $2 \times 2.5\text{mm}^2$

Recognized distance of label: 30m

Emergency type: Maintained

Power supply type: Centrally power supply

Control type: Centrally control

Electrical configuration: Optional Explosion-proof limit switch  
Explosion-proof fuse







Cable entry: Standard M25 (Optional M20)

Moulded plastic 1-M25 $\times$ 1.5, outside diameter of cable:  $\Phi 9-17\text{mm}$

Moulded plastic 1-M25 $\times$ 1.5 stopping plug

Weight: 3.50kg

**C**
**订购规格 Order specifications**

图样 Illustration	功率 Power	表面亮度 Required standard luminance	订购号 Order No.
	3W	50cd/m <sup>2</sup> ~ 300cd/m <sup>2</sup>	<b>CZ-BLJC- I 2LRO E3W-</b> <input type="checkbox"/> <input type="checkbox"/> <input type="checkbox"/>
		<b>K:</b> 防爆行程开关模块 Explosion-proof limit switch module <b>KF:</b> 防爆行程开关模块、防爆熔断器模块 Explosion-proof limit switch module, Explosion-proof fuse module	不配不注 Optional
		标志编码 Mark code	
		 编码 Code: <b>2A1</b>	
		 编码 Code: <b>2A2</b>	
		 编码 Code: <b>2A3</b>	
		 编码 Code: <b>2A4</b>	
		 编码 Code: <b>2A5</b>	
			注: 可根据用户要求订制消防标志图案 Note: other pictograms can be on request.
		电缆引入装置编码详见第 C/15 页 For code of cable gland, see page C/15	

**主要数据 Main technical data**

认证 Certification	防爆标志 Ex mark	符合标准 Meet the standard
CCCF	CCCF	GB17945
China	Ex eb ib q II C T6 Gb Ex tb IIIC T80°C Db Ex db eb ib q II C T6 Gb Ex tb IIIC T80°C Db 配置行程开关 With limit switch Ex db eb ib mb q II C T6 Gb Ex tb IIIC T80°C Db 配置行程开关和熔断器 With limit switch and fuse	GB/T3836

 适用范围：用于 1 区和 2 区  
 用于 21 区和 22 区

使用环境温度：-40°C ≤ Ta ≤ +55°C

防护等级：IP66

额定电压：36V DC

应急启动时间：≤ 0.25S

应急照明时间：90min

 接线端子：2×2.5mm<sup>2</sup>

工作方式：非持续型

供电形式：集中电源型

控制方式：集中控制型

电气配置：可选防爆行程开关、防爆熔断器

电缆入口：标配 M25（可选 M20）

塑制 1-M25×1.5，电缆外径：Φ9-17mm

塑制 1-M25×1.5 空塞堵头

重量：3.50kg

Intended use: Can be used in zone 1 and zone 2

Can be used in zone 21 and zone 22

Ambient temperature: -40°C ≤ Ta ≤ +55°C

Degree of protection: IP66

Rated voltage: 36V DC

Emergency starting time: ≤ 0.25S

Emergency illuminating time: 90min

 Terminals: 2×2.5mm<sup>2</sup>

Emergency type: Non-maintained

Power supply type: Centrally power supply

Control type: Centrally control

 Electrical configuration: Optional Explosion-proof limit switch  
 Explosion-proof fuse


Cable entry: Standard M25 (Optional M20)

Moulded plastic 1-M25×1.5, outside diameter of cable: Φ9-17mm

Moulded plastic 1-M25×1.5 stopping plug

Weight: 3.50kg


**订购规格 Order specifications**

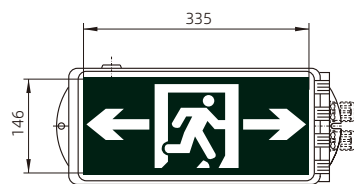
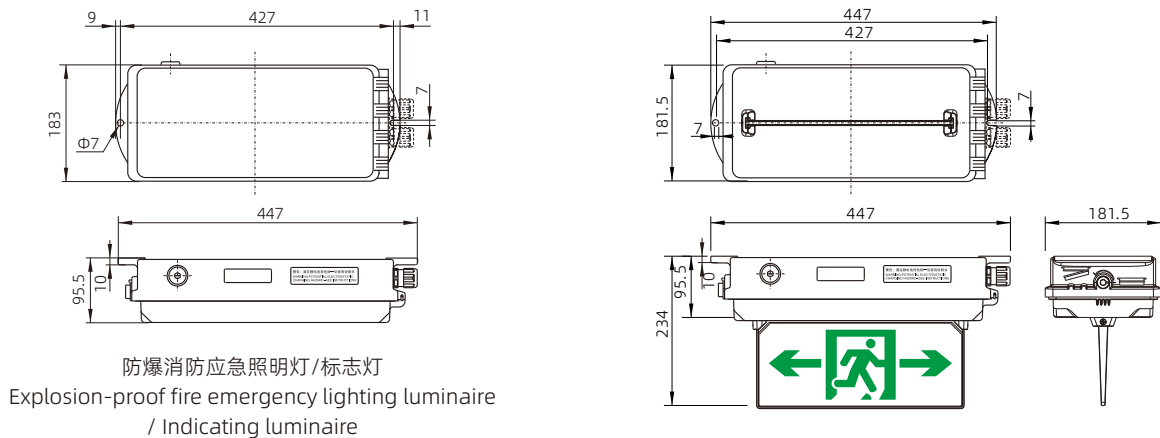
图样 Illustration	功率 Power	光通量 Luminous flux	订购号 Order No.
	3W	160lm	<b>CZ-ZFJC-E3W-□-□</b> K: 防爆行程开关模块 Explosion-proof limit switch module KF: 防爆行程开关模块、防爆熔断器模块 Explosion-proof limit switch module, Explosion-proof fuse module 不配不注 Optional 电缆引入装置编码详见第 C/15 页 For code of cable gland, see page C/15

**电缆引入装置编码 Code of standard lamp cable entry device**

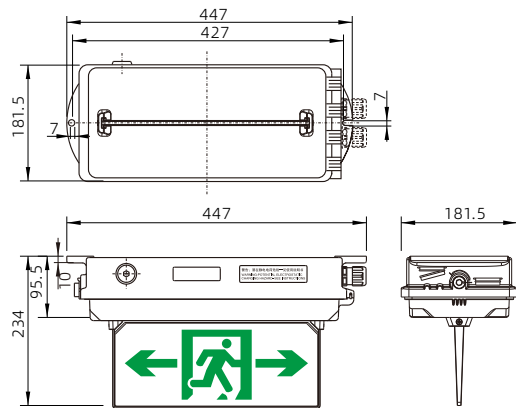
编码 Code	规格 Specifications	电缆直径 Cable diameter
<b>B1</b>	塑制 1 个 M20×1.5 电缆密封套, 塑制 2 个 M20×1.5 空塞堵头 One moulded plastic M20×1.5 cable gland, two moulded plastic M20×1.5 stopping plugs	Φ6-13mm
<b>C1</b>	铜制 1 个 CZ0221/M20×1.5 金属电缆密封套, 塑制 2 个 M20×1.5 空塞堵头 One brass CZ0221/M20×1.5 metal cable gland, two moulded plastic M20×1.5 stopping plugs	Φ6-13mm
<b>D1</b>	塑制 2 个 M20×1.5 电缆密封套, 塑制 1 个 M20×1.5 空塞堵头 Two moulded plastic M20×1.5 cable glands, one moulded plastic M20×1.5 stopping plug	Φ6-13mm
<b>E1</b>	铜制 2 个 CZ0221/M20×1.5 金属电缆密封套, 塑制 1 个 M20×1.5 空塞堵头 Two brass CZ0221/M20×1.5 metal cable glands, one moulded plastic M20×1.5 stopping plug	Φ6-13mm
<b>H1</b>	铜制 1 个 CZ0226/M20×1.5(G01) 增安型金属电缆密封套, 塑制 2 个 M20×1.5 空塞堵头 One brass CZ0226/M20×1.5(G01) increased safety metal cable gland, two moulded plastic M20×1.5 stopping plugs	Φ8-13.5mm
<b>I1</b>	铜制 2 个 CZ0226/M20×1.5(G01) 增安型金属电缆密封套, 塑制 1 个 M20×1.5 空塞堵头 Two brass CZ0226/M20×1.5(G01) increased safety metal cable glands, one moulded plastic M20×1.5 stopping plug	Φ8-13.5mm
<b>B2</b>	塑制 1 个 M25×1.5 电缆密封套, 塑制 2 个 M25×1.5 空塞堵头 One moulded plastic M25×1.5 cable gland, two moulded plastic M25×1.5 stopping plugs	Φ9-17mm
<b>C2</b>	铜制 1 个 CZ0221/M25×1.5 金属电缆密封套, 塑制 2 个 M25×1.5 空塞堵头 One brass CZ0221/M25×1.5 metal cable gland, two moulded plastic M25×1.5 stopping plugs	Φ9-17mm
<b>D2</b>	塑制 2 个 M25×1.5 电缆密封套, 塑制 1 个 M25×1.5 空塞堵头 Two moulded plastic M25×1.5 cable glands, one moulded plastic M25×1.5 stopping plug	Φ9-17mm
<b>E2</b>	铜制 2 个 CZ0221/M25×1.5 金属电缆密封套, 塑制 1 个 M25×1.5 空塞堵头 Two brass CZ0221/M25×1.5 metal cable glands, one moulded plastic M25×1.5 stopping plug	Φ9-17mm
<b>H2</b>	铜制 1 个 CZ0226/M25×1.5(G02) 增安型金属电缆密封套, 塑制 2 个 M25×1.5 空塞堵头 One brass CZ0226/M25×1.5(G02) increased safety metal cable gland, two moulded plastic M25×1.5 stopping plugs	Φ11.5-16mm
<b>I2</b>	铜制 2 个 CZ0226/M25×1.5(G02) 增安型金属电缆密封套, 塑制 1 个 M25×1.5 空塞堵头 Two brass CZ0226/M25×1.5(G02) increased safety metal cable glands, one moulded plastic M25×1.5 stopping plug	Φ11.5-16mm

**外形尺寸 Outline dimensions**

单位 Unit: mm

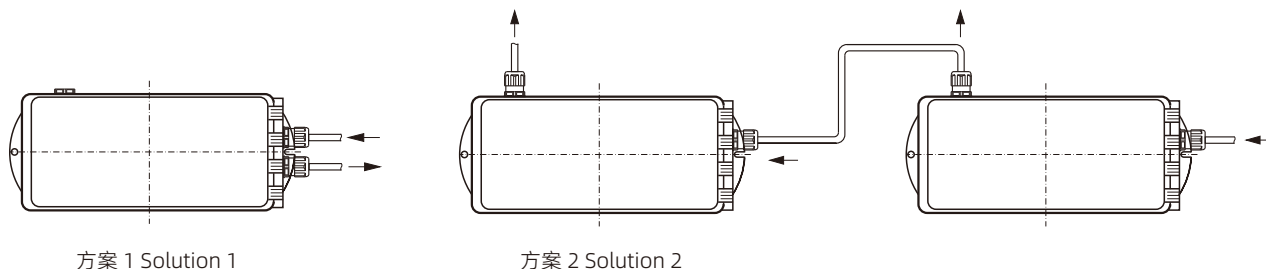



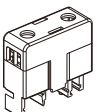
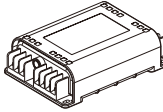
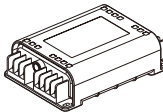

单面 Single side



双面 Double side

标志灯标识牌尺寸 Label dimension

**电缆连接回路示意图 Cable wiring diagram**

**C**
**备件 Spare parts**

图样 Illustration	描述 Descriptions	单位 Unit	订购号 Order No.
 防爆行程开关模块 Explosion-proof limit switch module	防爆型式 Type of protection Ⓢ II 2G Ex db eb IIC Gb 触点二常闭 (2NC) Contact: 2NC (2NC)	只 Piece	<b>CZ0207-1</b>
 防爆熔断器模块 Explosion-proof fuse module	防爆型式 Type of protection Ⓢ II 2G Ex e mb II C Gb	0.8A 只 Piece	<b>CZ0804 / T0.8A</b>
		1.25A 只 Piece	<b>CZ0804 / T1.25A</b>
		6.3A 只 Piece	<b>CZ0804 / T6.3A</b>
 防爆应急标志灯电源模块 Explosion-proof fire emergency marking luminaire battery module	防爆型式: Ex eb q IIC Gb Type of protection: Ex eb q IIC Gb 功率: 3W Power: 3W	只 Piece	<b>CZ1618/BLJC-3W</b>
 防爆应急照明灯电源模块 Explosion-proof fire emergency lighting luminaire battery module	防爆型式: Ex eb q IIC Gb Type of protection: Ex eb q IIC Gb 功率: 3W Power: 3W	只 Piece	<b>CZ1618/ZFJC-3W</b>
 接地螺母 Earthing nut	金属接地螺母 2-M20×1.5 Metal earthing nut 2-M20×1.5	套 Set	<b>D8714/2-M20</b>
	金属接地螺母 2-M25×1.5 Metal earthing nut 2-M25×1.5	套 Set	<b>D8714/2-M25</b>